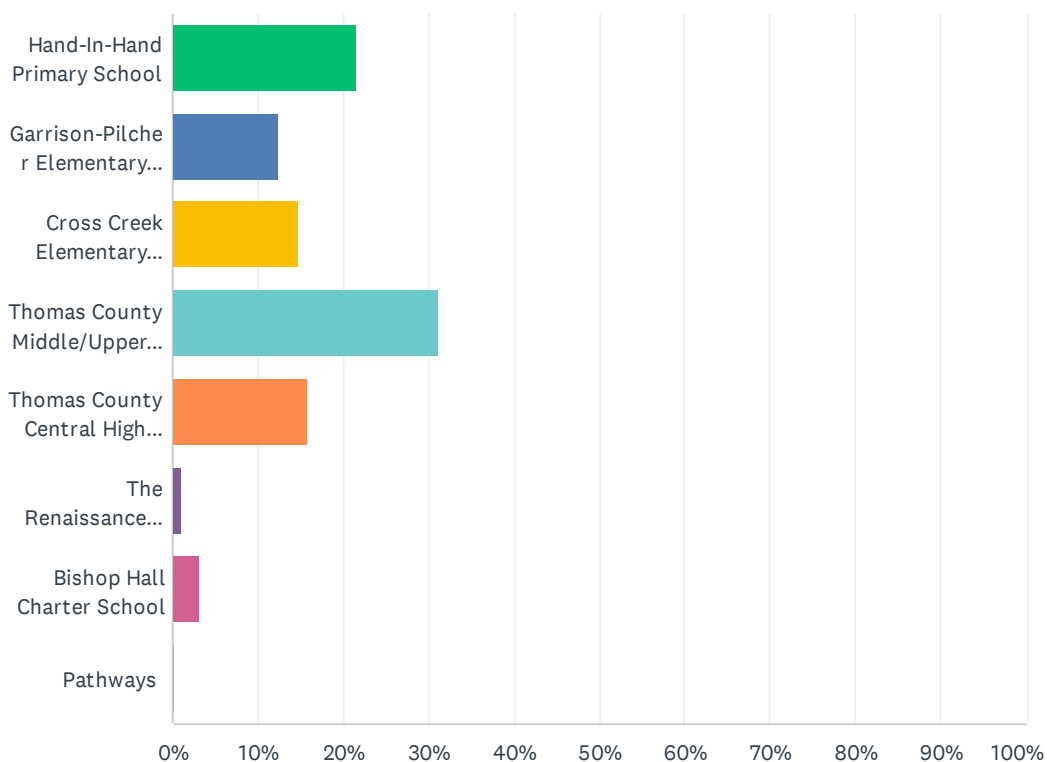


Q1 Please select the name of your child's school.

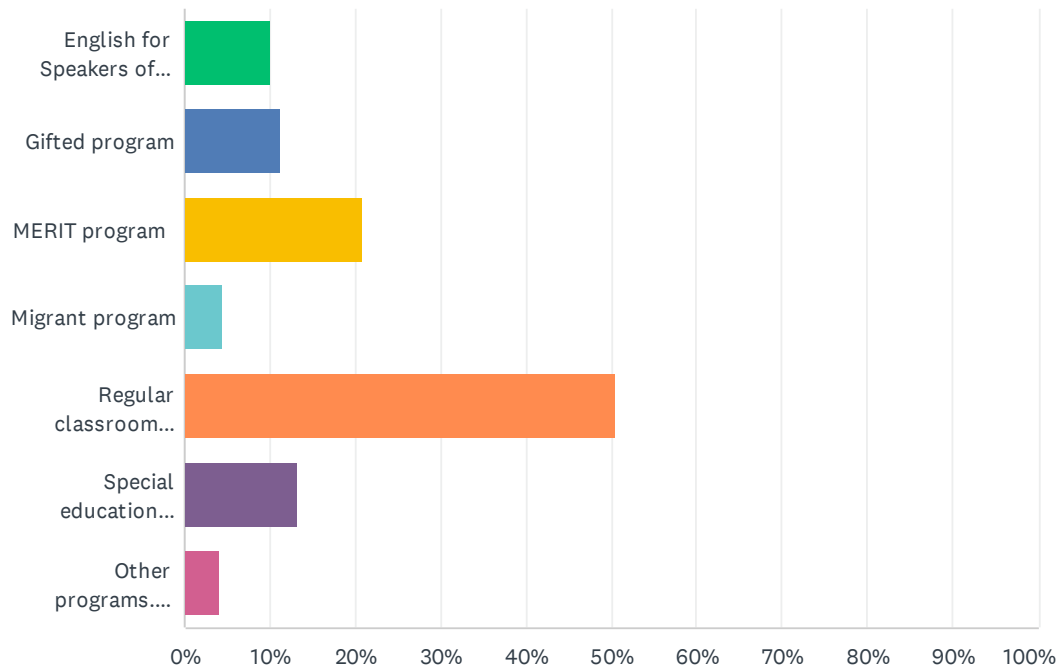
Answered: 684 Skipped: 0



ANSWER CHOICES	RESPONSES	
Hand-In-Hand Primary School	21.49%	147
Garrison-Pilcher Elementary School	12.28%	84
Cross Creek Elementary School	14.62%	100
Thomas County Middle/Upper Elementary School	31.14%	213
Thomas County Central High School	15.79%	108
The Renaissance Center	1.17%	8
Bishop Hall Charter School	3.22%	22
Pathways	0.29%	2
TOTAL		684

Q2 Which of these following programs is your child enrolled in? (Please select all that apply.)

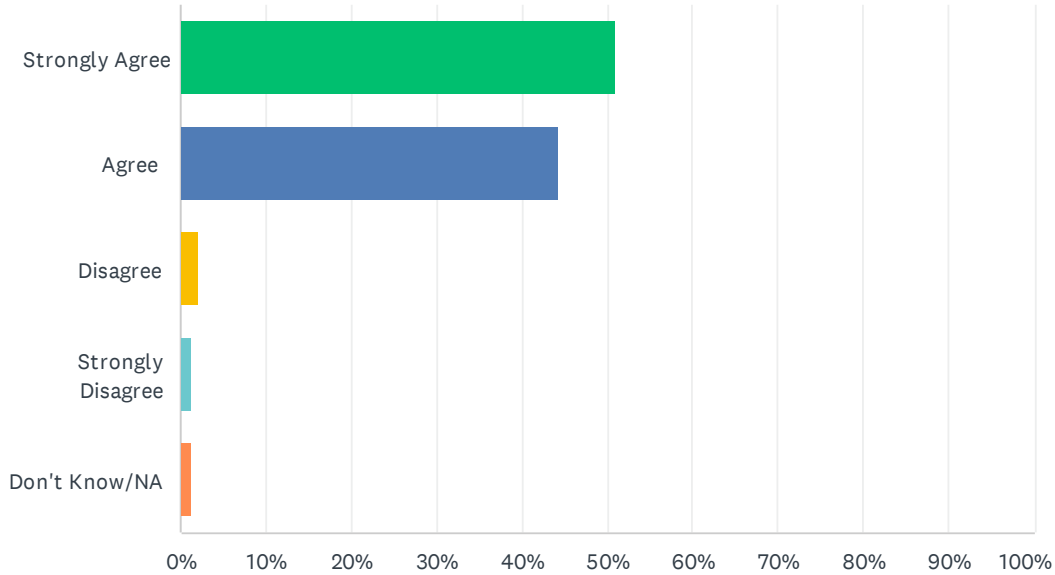
Answered: 684 Skipped: 0



ANSWER CHOICES	RESPONSES	
English for Speakers of Other Languages (ESOL) program	10.09%	69
Gifted program	11.26%	77
MERIT program	20.91%	143
Migrant program	4.39%	30
Regular classroom program	50.58%	346
Special education program	13.30%	91
Other programs. Please specify	3.95%	27
Total Respondents: 684		

Q3 My school/district provides students with a well-rounded education, including access to an enriched curriculum and educational experience.

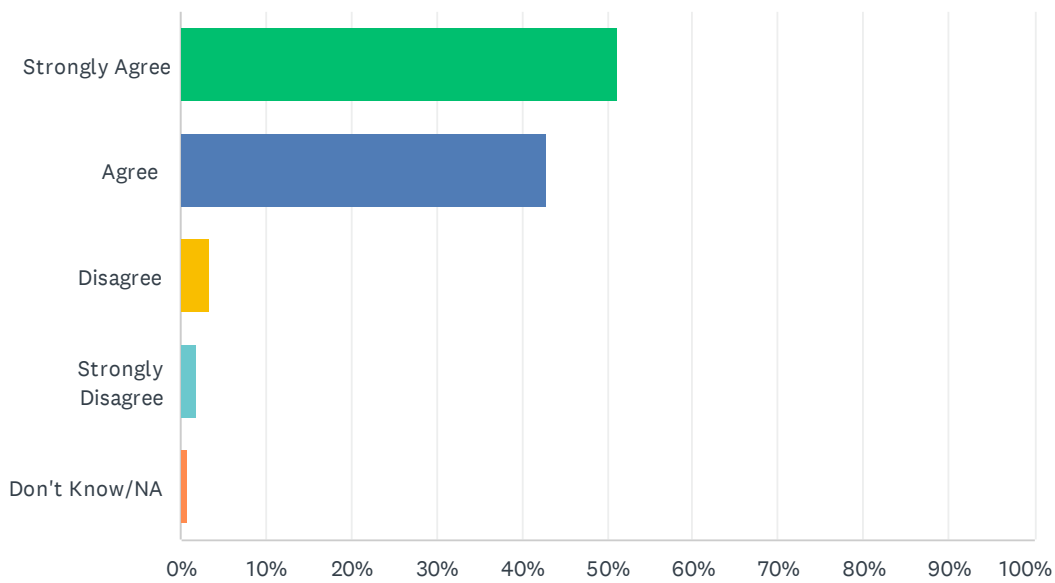
Answered: 684 Skipped: 0



ANSWER CHOICES	RESPONSES	
Strongly Agree	50.88%	348
Agree	44.30%	303
Disagree	2.19%	15
Strongly Disagree	1.32%	9
Don't Know/NA	1.32%	9
TOTAL		684

Q4 My school/district promotes a positive learning and work environment.

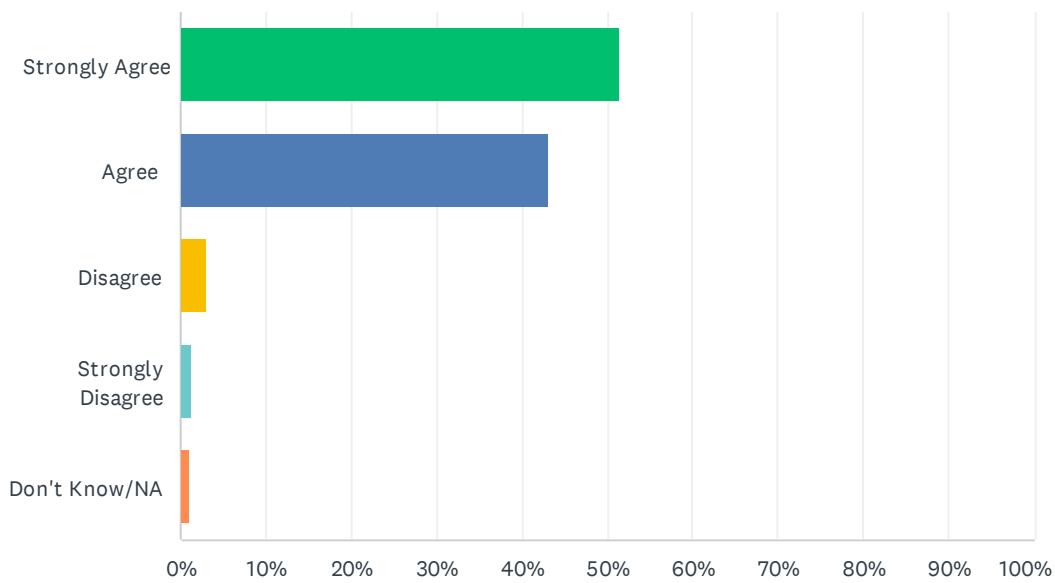
Answered: 683 Skipped: 1



ANSWER CHOICES	RESPONSES	
Strongly Agree	51.10%	349
Agree	42.75%	292
Disagree	3.37%	23
Strongly Disagree	1.90%	13
Don't Know/NA	0.88%	6
TOTAL		683

Q5 My school/district offers a clean and safe school environment.

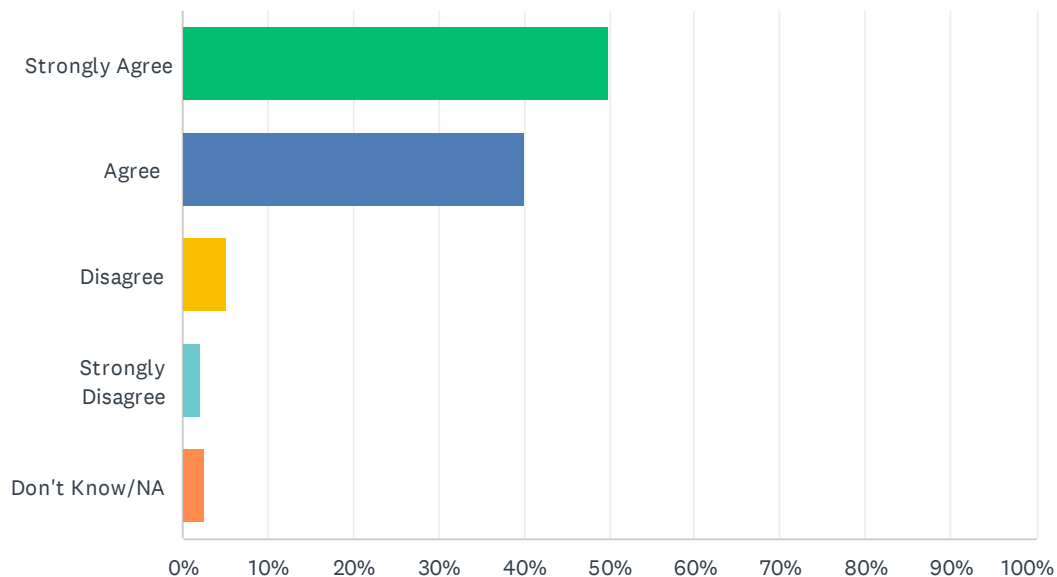
Answered: 684 Skipped: 0



ANSWER CHOICES	RESPONSES	
Strongly Agree	51.32%	351
Agree	43.13%	295
Disagree	3.07%	21
Strongly Disagree	1.32%	9
Don't Know/NA	1.17%	8
TOTAL		684

Q6 My school/district ensures all students have access to appropriate supports and interventions to improve student achievement.

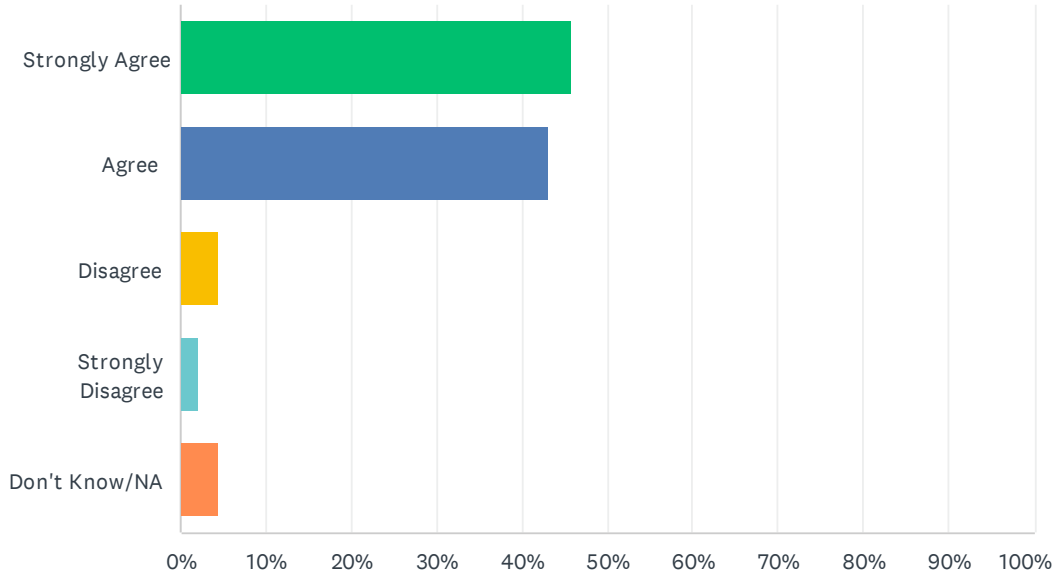
Answered: 678 Skipped: 6



ANSWER CHOICES	RESPONSES	
Strongly Agree	49.85%	338
Agree	40.12%	272
Disagree	5.16%	35
Strongly Disagree	2.21%	15
Don't Know/NA	2.65%	18
TOTAL		678

Q7 My school/district ensures school personnel are able to effectively connect students to appropriate academic supports and interventions.

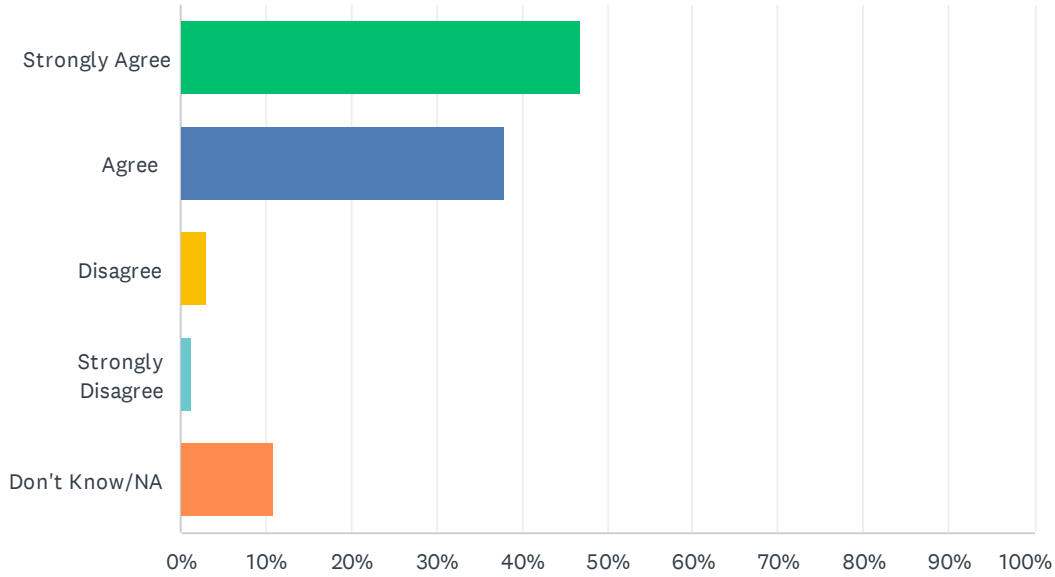
Answered: 677 Skipped: 7



ANSWER CHOICES	RESPONSES	
Strongly Agree	45.79%	310
Agree	42.98%	291
Disagree	4.58%	31
Strongly Disagree	2.07%	14
Don't Know/NA	4.58%	31
TOTAL		677

Q8 My school/district supports equitable access to effective school teachers and leaders for all students including low-income and minority students.

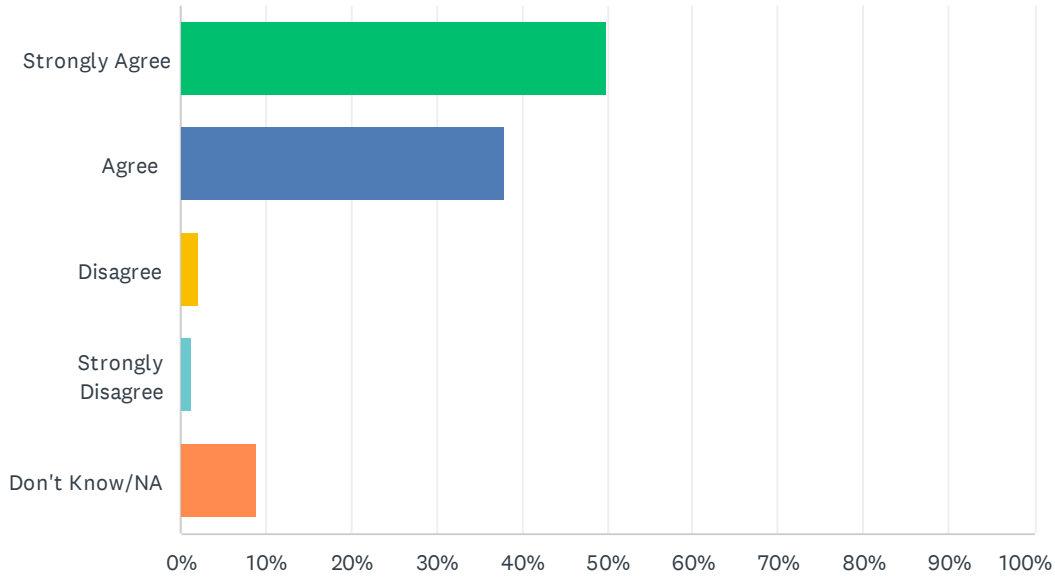
Answered: 676 Skipped: 8



ANSWER CHOICES	RESPONSES	
Strongly Agree	46.89%	317
Agree	37.87%	256
Disagree	2.96%	20
Strongly Disagree	1.33%	9
Don't Know/NA	10.95%	74
TOTAL		676

Q9 My school/district employs teachers and paraprofessionals who hold professional qualifications that correspond with their teaching assignments. You would have received notification if your child's teacher or paraprofessional does not hold professional qualifications.

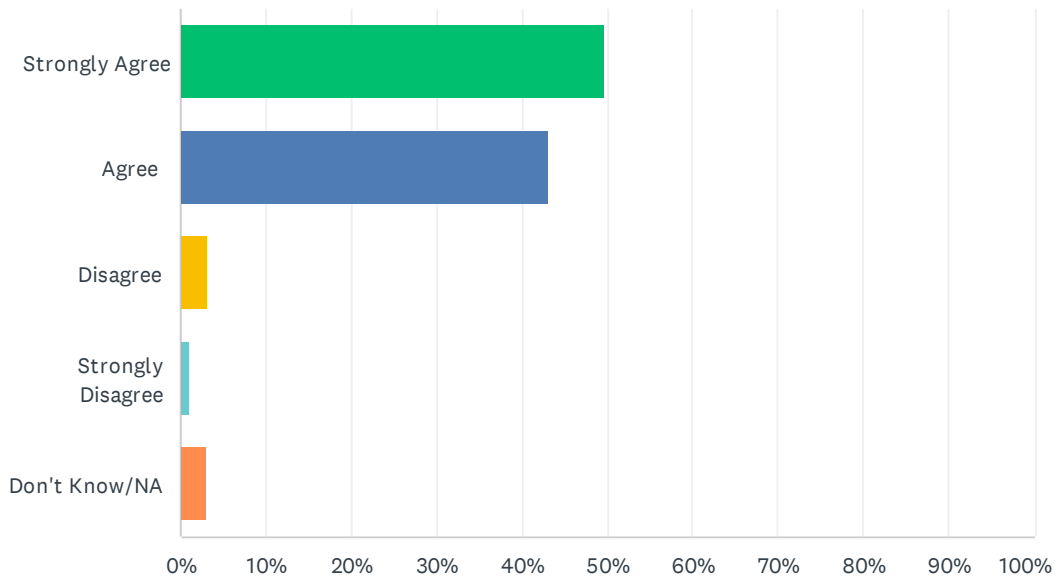
Answered: 675 Skipped: 9



ANSWER CHOICES	RESPONSES	
Strongly Agree	49.93%	337
Agree	37.93%	256
Disagree	2.07%	14
Strongly Disagree	1.19%	8
Don't Know/NA	8.89%	60
TOTAL		675

Q10 My school/district teachers are effective.

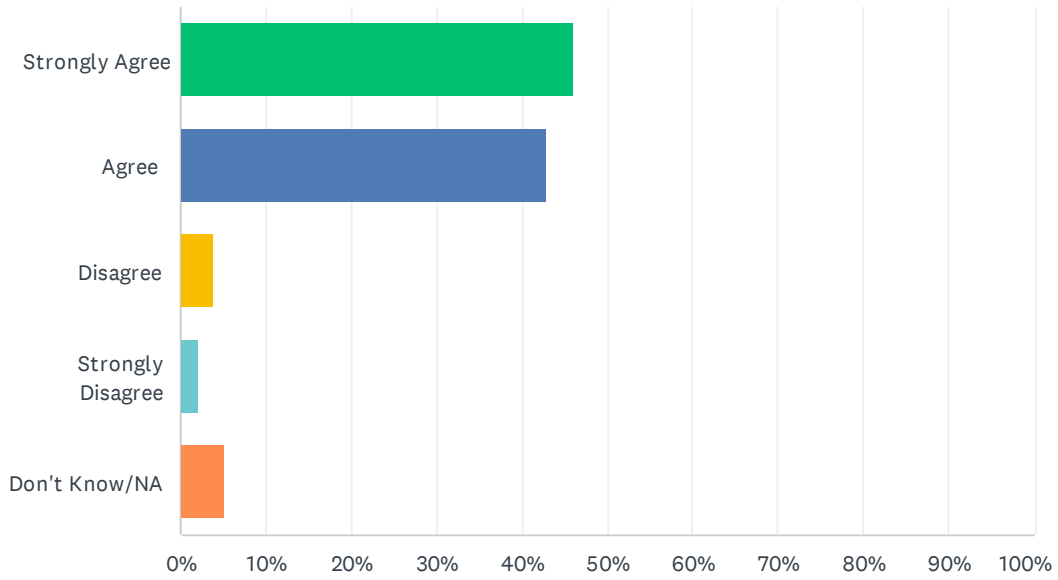
Answered: 684 Skipped: 0



ANSWER CHOICES	RESPONSES	
Strongly Agree	49.71%	340
Agree	42.98%	294
Disagree	3.22%	22
Strongly Disagree	1.17%	8
Don't Know/NA	2.92%	20
TOTAL		684

Q11 My school/district leaders are effective.

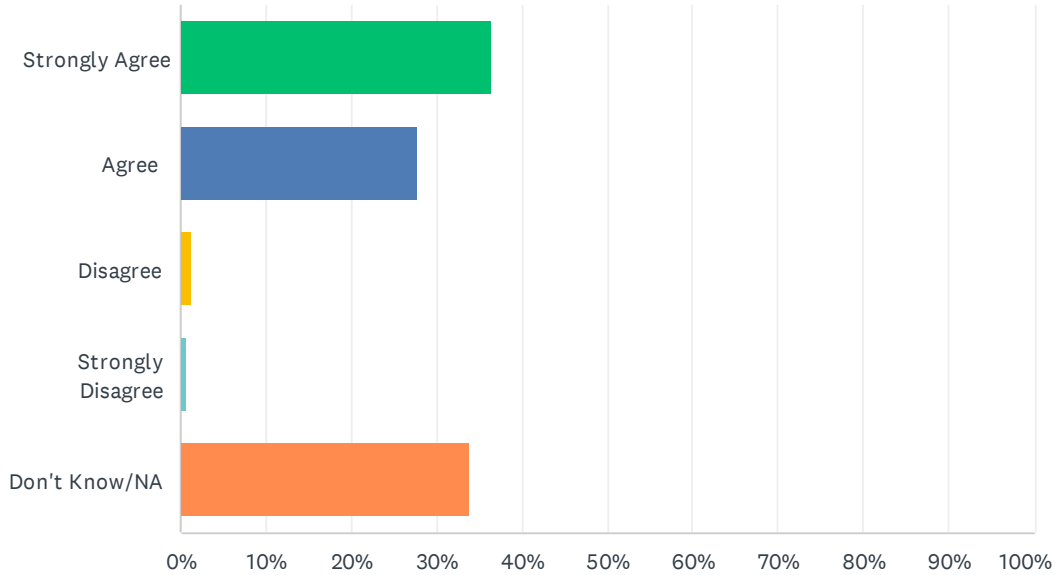
Answered: 674 Skipped: 10



ANSWER CHOICES	RESPONSES	
Strongly Agree	45.99%	310
Agree	42.88%	289
Disagree	3.86%	26
Strongly Disagree	2.08%	14
Don't Know/NA	5.19%	35
TOTAL		674

Q12 My school/district provides opportunities for continuing education for teachers and school leaders.

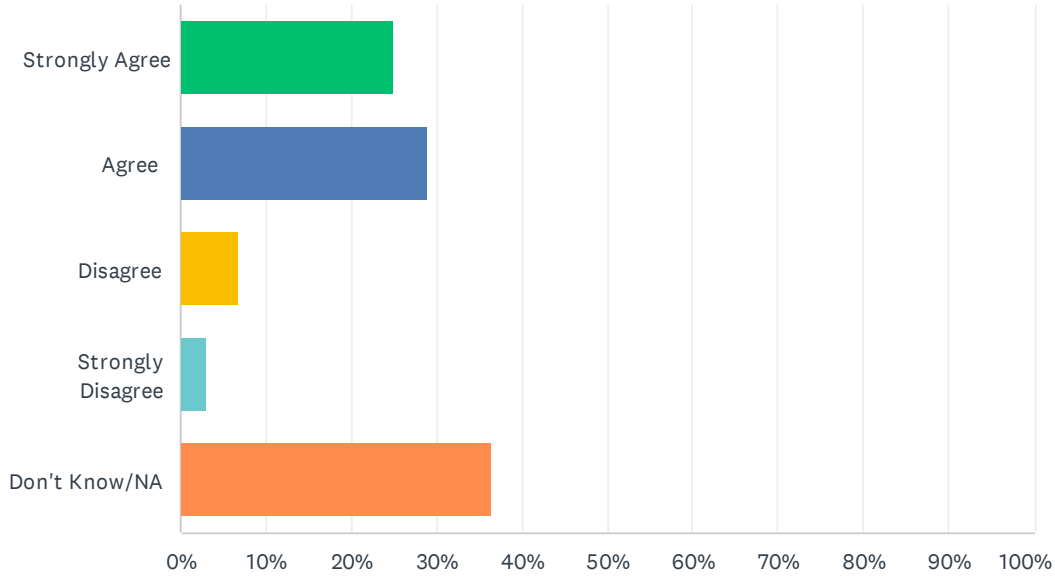
Answered: 680 Skipped: 4



ANSWER CHOICES	RESPONSES	
Strongly Agree	36.47%	248
Agree	27.65%	188
Disagree	1.18%	8
Strongly Disagree	0.74%	5
Don't Know/NA	33.97%	231
TOTAL		680

Q13 My school/district experiences low teacher and school leader turnover.

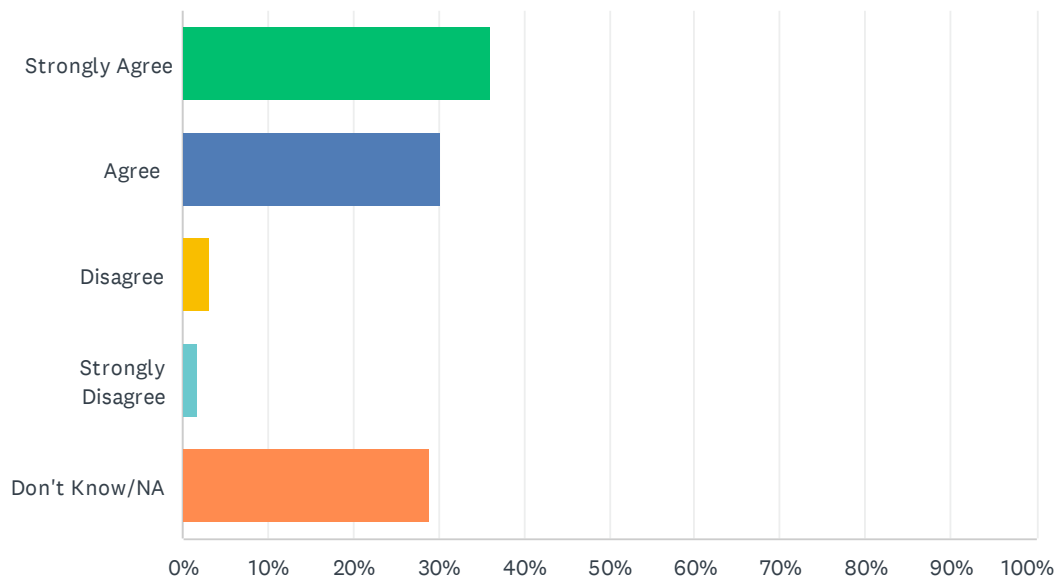
Answered: 684 Skipped: 0



ANSWER CHOICES	RESPONSES	
Strongly Agree	24.85%	170
Agree	29.09%	199
Disagree	6.73%	46
Strongly Disagree	2.92%	20
Don't Know/NA	36.40%	249
TOTAL		684

Q14 My school/district prioritizes local, state, and federal funds in a way that is equitable, promotes student achievement and is fiscally responsible.

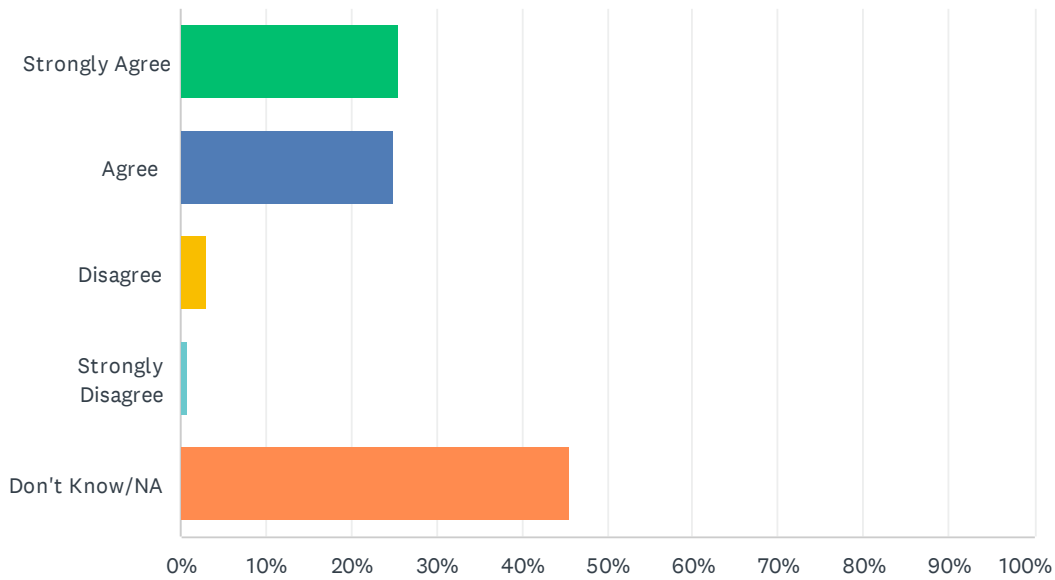
Answered: 678 Skipped: 6



ANSWER CHOICES	RESPONSES	
Strongly Agree	36.14%	245
Agree	30.24%	205
Disagree	3.10%	21
Strongly Disagree	1.62%	11
Don't Know/NA	28.91%	196
TOTAL		678

Q15 My school/district actively seeks to engage external stakeholders.

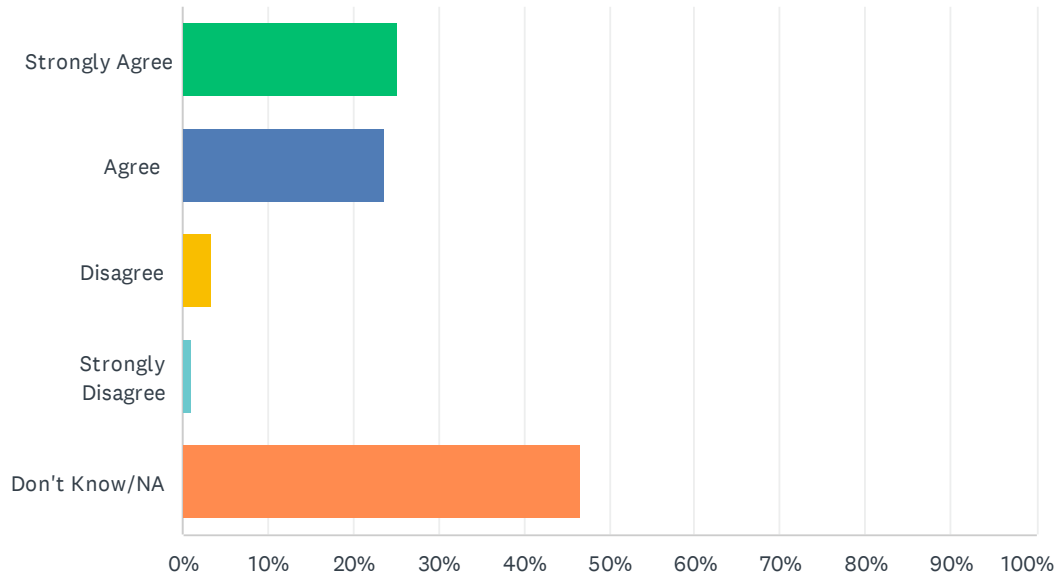
Answered: 675 Skipped: 9



ANSWER CHOICES	RESPONSES	
Strongly Agree	25.63%	173
Agree	24.89%	168
Disagree	2.96%	20
Strongly Disagree	0.89%	6
Don't Know/NA	45.63%	308
TOTAL		675

Q16 My school/district actively and effectively communicates with external stakeholders.

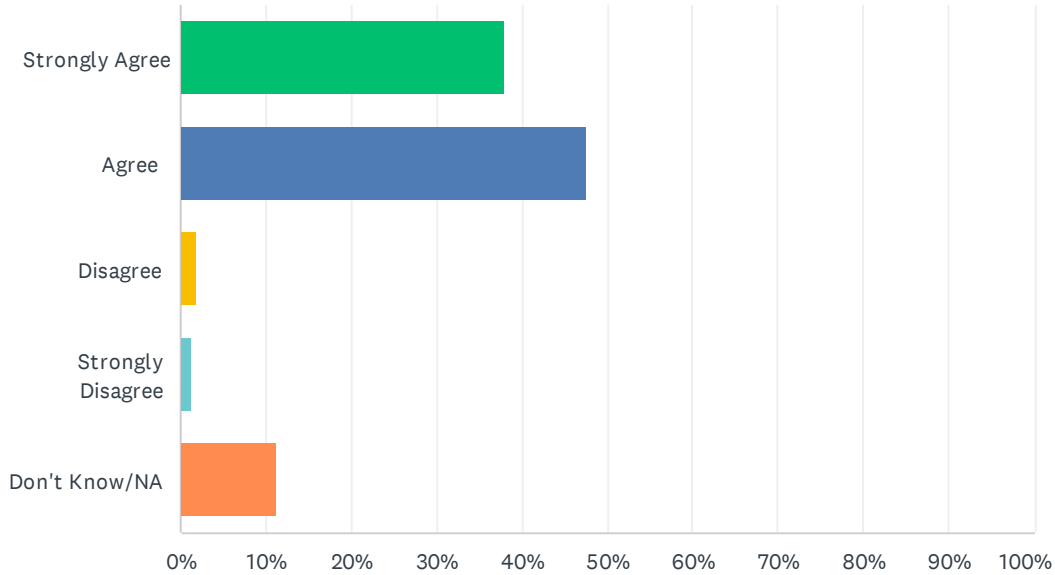
Answered: 677 Skipped: 7



ANSWER CHOICES	RESPONSES	
Strongly Agree	25.26%	171
Agree	23.63%	160
Disagree	3.40%	23
Strongly Disagree	1.03%	7
Don't Know/NA	46.68%	316
TOTAL		677

Q17 My school/district provides educational opportunities using state of the art technology.

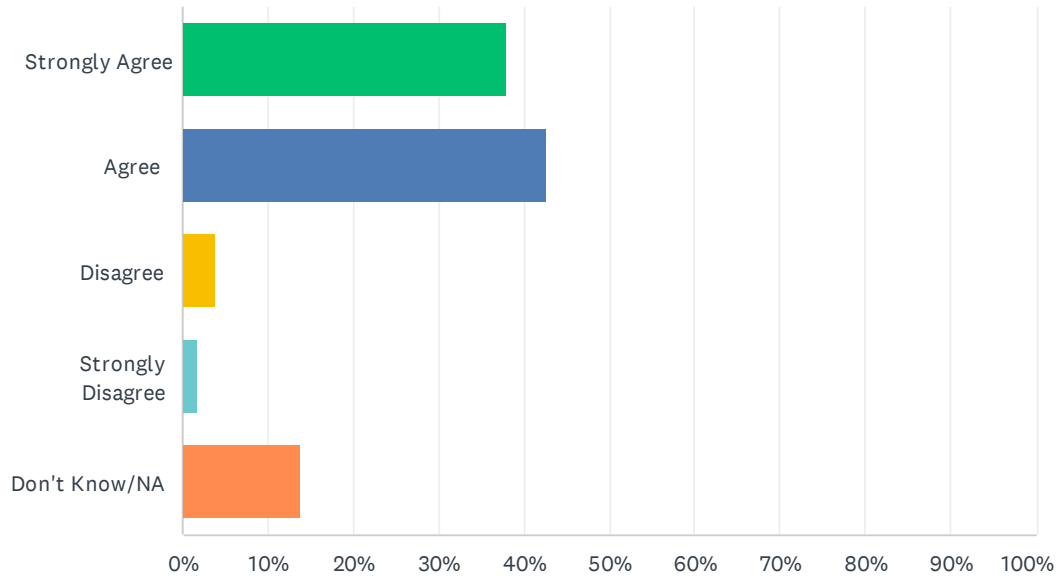
Answered: 678 Skipped: 6



ANSWER CHOICES	RESPONSES	
Strongly Agree	37.91%	257
Agree	47.64%	323
Disagree	1.92%	13
Strongly Disagree	1.18%	8
Don't Know/NA	11.36%	77
TOTAL		678

Q18 My school/district effectively prepares students for post-secondary opportunities.

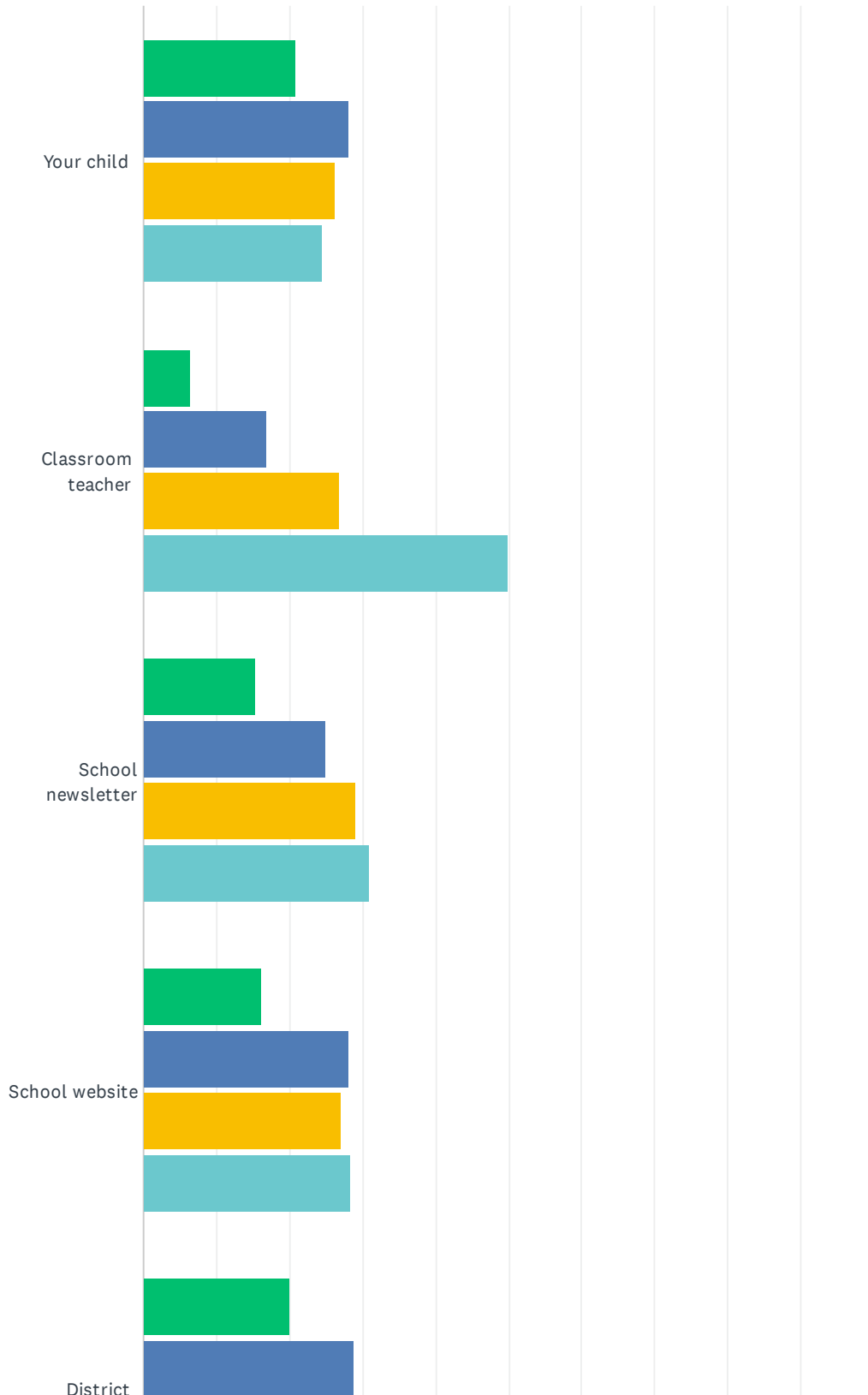
Answered: 680 Skipped: 4



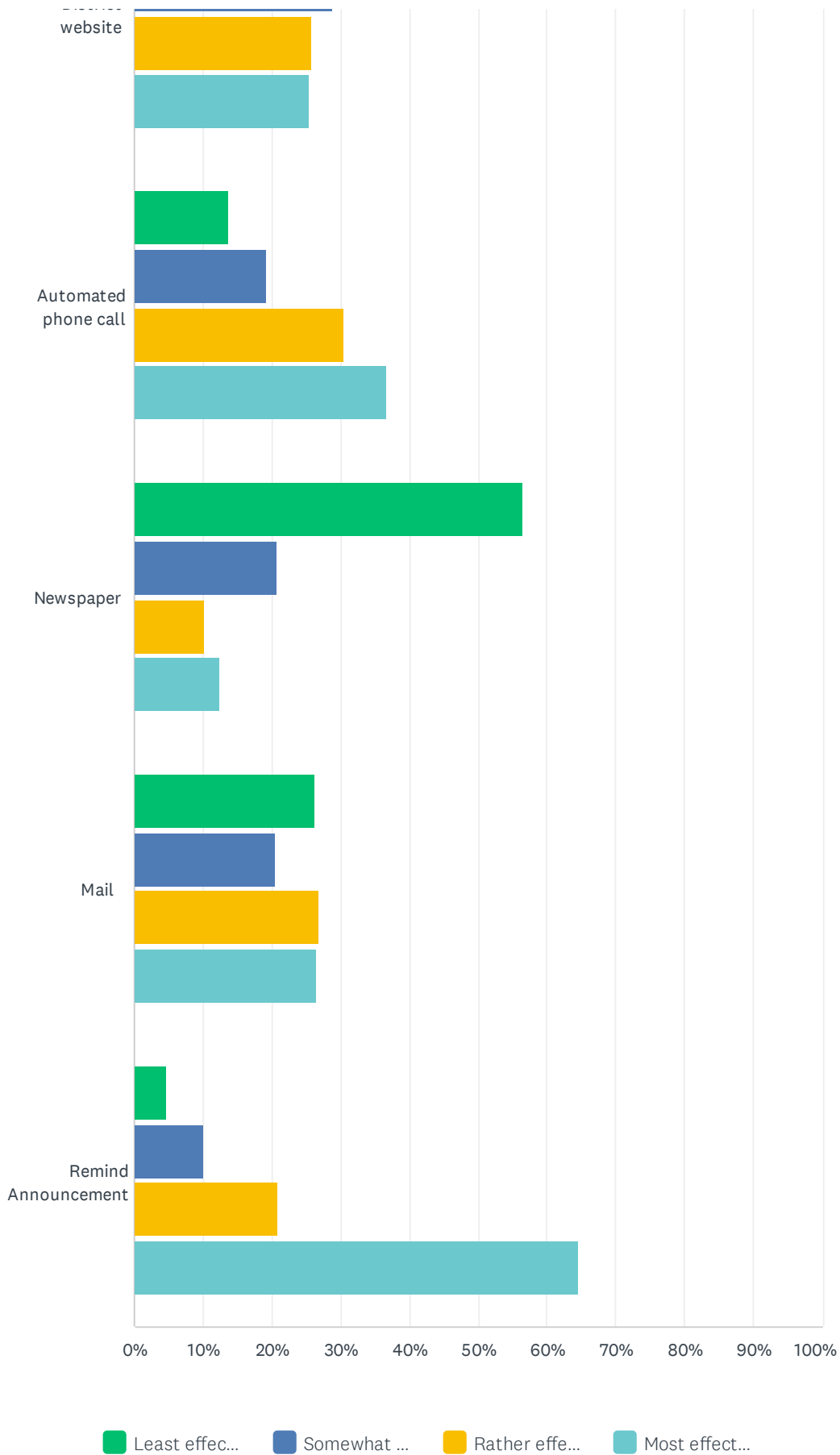
ANSWER CHOICES	RESPONSES	
Strongly Agree	37.94%	258
Agree	42.65%	290
Disagree	3.82%	26
Strongly Disagree	1.76%	12
Don't Know/NA	13.82%	94
TOTAL		680

Q19 Please rate the following communication methods in terms of informing you about workshops or meetings.

Answered: 674 Skipped: 10



Parent - 2022-2023 Title IIA Needs Assessment and Equity Plan Survey

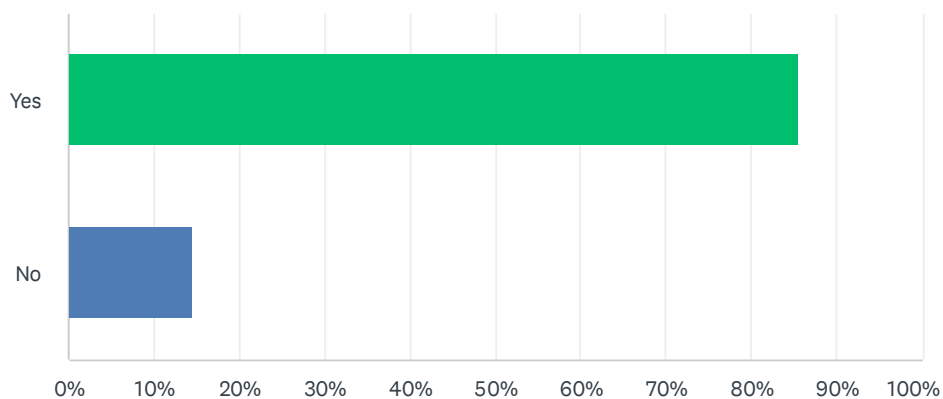


Parent - 2022-2023 Title IIA Needs Assessment and Equity Plan Survey

	LEAST EFFECTIVE	SOMEWHAT EFFECTIVE	RATHER EFFECTIVE	MOST EFFECTIVE	TOTAL	WEIGHTED AVERAGE
Your child	20.87% 139	28.23% 188	26.28% 175	24.62% 164	666	2.55
Classroom teacher	6.33% 42	16.87% 112	26.96% 179	49.85% 331	664	3.20
School newsletter	15.30% 101	24.85% 164	28.94% 191	30.91% 204	660	2.75
School website	16.29% 107	28.16% 185	27.09% 178	28.46% 187	657	2.68
District website	20.09% 131	28.68% 187	25.77% 168	25.46% 166	652	2.57
Automated phone call	13.66% 90	19.27% 127	30.50% 201	36.57% 241	659	2.90
Newspaper	56.56% 362	20.78% 133	10.31% 66	12.34% 79	640	1.78
Mail	26.27% 171	20.43% 133	26.88% 175	26.42% 172	651	2.53
Remind Announcement	4.60% 30	9.97% 65	20.86% 136	64.57% 421	652	3.45

Q20 My student's school reaches out to promote parent involvement.

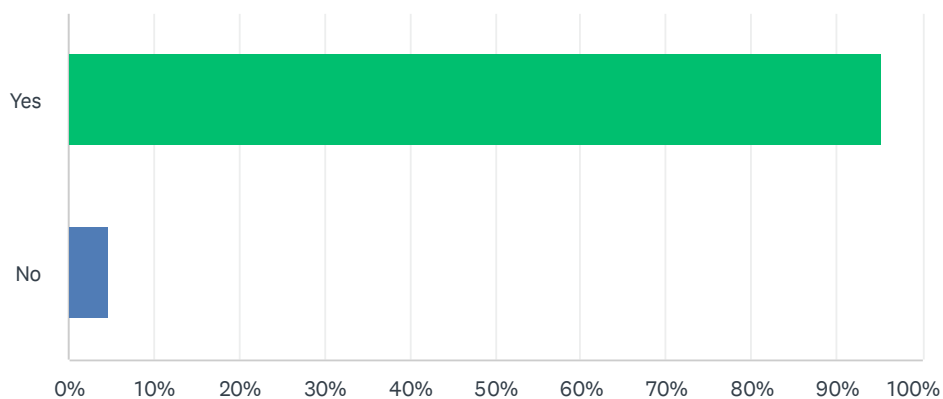
Answered: 675 Skipped: 9



ANSWER CHOICES	RESPONSES	
Yes	85.48%	577
No	14.52%	98
TOTAL		675

Q21 Do you have internet access?

Answered: 675 Skipped: 9



ANSWER CHOICES	RESPONSES	
Yes	95.26%	643
No	4.74%	32
TOTAL		675

Q22 How can the school improve on actively engaging parents, family members, and the community in the activities of the school?

Answered: 196 Skipped: 488

Q23 Please let us know if you have other input you would like to share.

Answered: 145 Skipped: 539